

The U.S. Center for SafeSport is an independent 501c(3) non-profit organization focused on ending all forms of abuse in sport. Your organization will join the one million SafeSport™ Trained athletes, coaches, officials, and administrators who have pledged their commitment to keeping sport free of abuse.

INSTRUCTIONS:

1. **Connect to your account.** You will connect either as a new or returning learner.

New Learners:

- a. Go to this [link](#) to begin.
- b. A “**Sign Up**” page will appear. Add your information and click **Sign Up**.

Returning Learners

- a. Go to this [link](#) to begin.
- b. Log into your current profile. Please be sure your profile is associated to American Sokol. You can check this by viewing your department in your profile under Menu. Your Menu is the top right corner of your dashboard.
- c. Contact the help portal to have this association added.

2. **Identify your course.**

From your home page, go to the **My Courses** and select the course title required by your organization (SafeSport trained – American Sokol). Select the cart at the bottom of the tile to add to your shopping cart. (Do not select any course that indicates Completed)

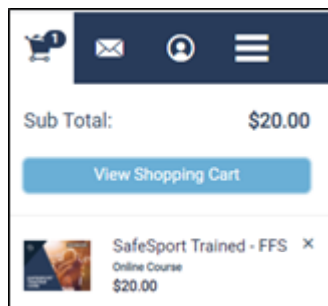


3. A Shopping Cart icon displays at the top right. Select the Shopping Cart icon.

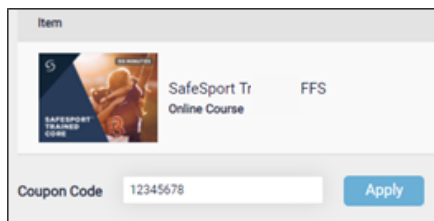


4. The course you selected displays. **Select the View Shopping Cart** button.

Note: If you want to remove a course from your cart, select the **X** icon at the right of that course.



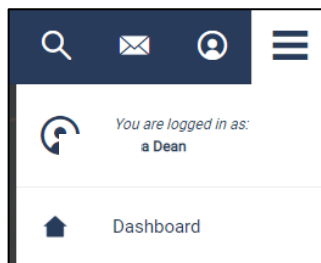
- The Shopping Cart information displays. Update the number of courses you want to purchase in the **Quantity** field on the right. This is 1 seat if you are purchasing for yourself and 2+ if you are purchasing for others. Be sure to create a separate account from your learner account when purchasing seats for other profiles.
- Enter the coupon code provided from your organization if one is supplied. Do not enter your enrollment key here. Then select the **Apply** button.



- Select the **Proceed to Checkout** button at the right.

Proceed to Checkout

- Follow the prompts to complete your purchase.
- To take the course return to your personal dashboard to view your course by selecting the menu option on the right corner.



- Select **My Courses**.



OR scroll down to view your courses.

- Begin your training.** Find your course tile. Click **“Start”** to begin your training. (You can pause and resume the course as needed.)
- Complete your course.** Remember to save this certificate and send to your group administrator.

***Reminders:**

- Purchases are final and only a completed 2+ purchase will issue a key & link for other profiles to access.
- You will receive an email receipt. Add your Enrollment Link and Key to the template, save, and then share instructions.
- Do not share this information publicly as you want to control who uses the key.

- An Enrollment Key is considered used once a User enrolls in the course, not when completed.
- Purchase 1 course type at a time.

*Need technical assistance? You can contact our Help Desk by clicking here: [Help Portal](#).
Give your organization, location, email associated to your profile, and the issue you are having.
The Help Desk hours are: M – F: 8am – 9pm EST; Weekends: noon – 5pm EST.*

Thank you for being part of the U.S. Center for SafeSport training. Champion Respect. End Abuse.